SANELA® we make water cool®

ISO 9001

SLR 21A

Rám s nádržkou určený do sádrokartonových konstrukcí, pro zabudování suchým procesem, pro uchycení závěsného WC
Mounting frame with concealed tank for wall hung toilets, for installation to the plasterboard

CS Montážní návod	RU Инструкция по монтажу	RO Instrucţiuni de montaj	NL Montage instructie
SK Montážny návod	DE Montageanleitung	ES Manual de instrucciones	LT Montavimo instrukcija
EN Mounting instructions	PL Instrukcja montażu	FR Notice de montage	HU Szerelési útmutató

CS Specifikace dodávky	RU Спецификация поставки	RO Componente livrate	NL Leveringsomvang
SK Špecifikácia dodávky	DE Lieferumfang	ES Especificación de suministro	LT Tiekimo specifikacija
EN Supplied equipment	PL Specyfikacja dostawy	FR Equipements fournies	HU Tartozékok

SLR 21A - Obj. č. (Code Nr.) - 08212

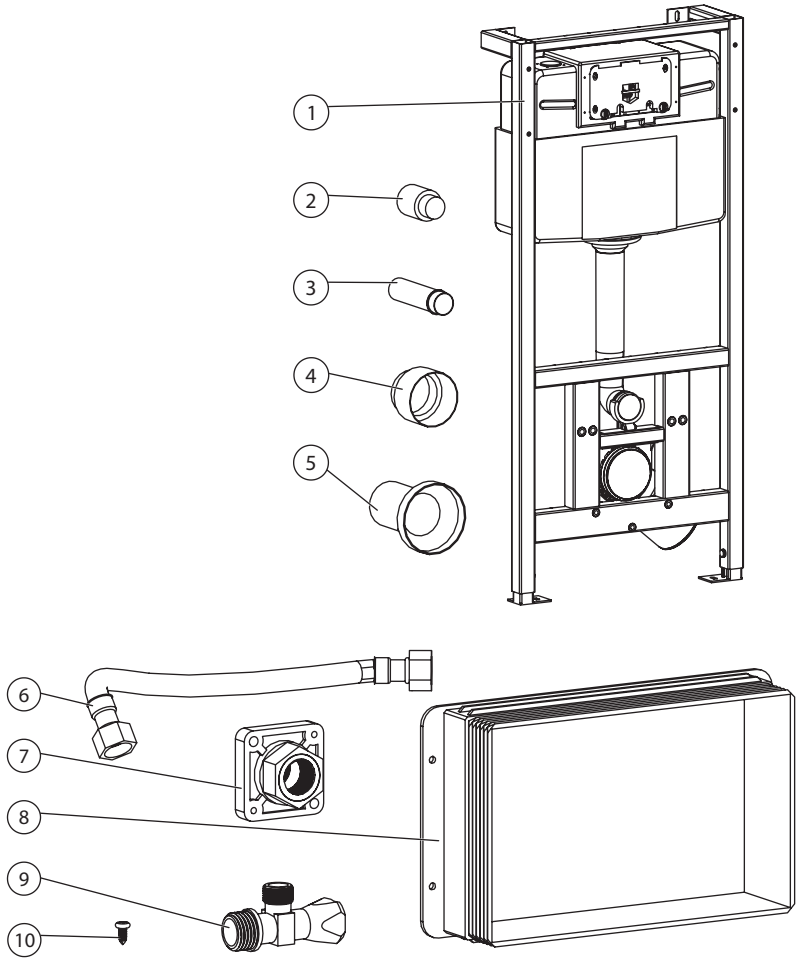

Pozice / Position	Obj. číslo / Order num.	Počet / Quantity	Poznámky / Note
1	47580	1	
2		1	
3		1	
4		1	
5		1	
6		1	
7		1	
8		1	
9		1	
10		8	
11		4	Ø 12
12		4	8X70
13		5	
14		2	M12
15		3	M10
16		2	
17		2	
18		2	M12
19		4	M12
20		3	M10
21		8	Ø 8,4
22		3	Ø 10,5
23		1	
24		2	M8X16
25	50954	2	
26	50955	2	
27		4	M8X30
28		4	Ø 8
29	50392	8	Ø 10
30	50391	4	M10
31	50393	4	M10X25

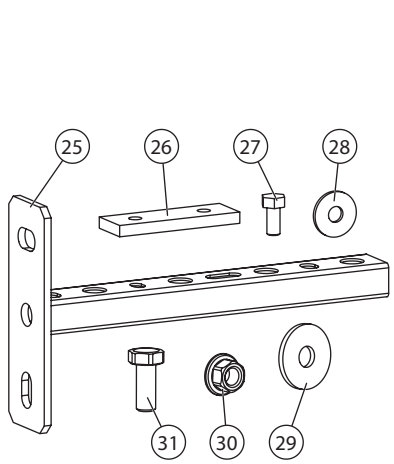

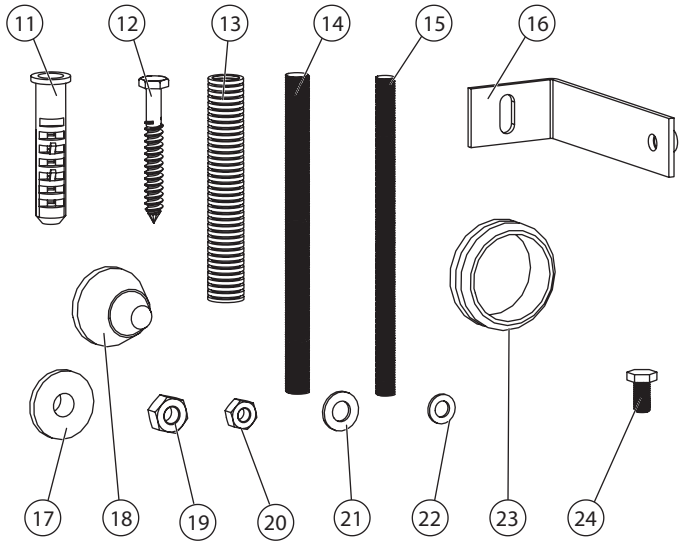

CS Rozměry	RU Размеры	RO Dimensiuni	NL Afmetingen
SK Rozmery	DE Abmessungen	ES Dimensiones	LT Dydis
EN Dimensions	PL Rozmiary	FR Dimensions	HU Méretek

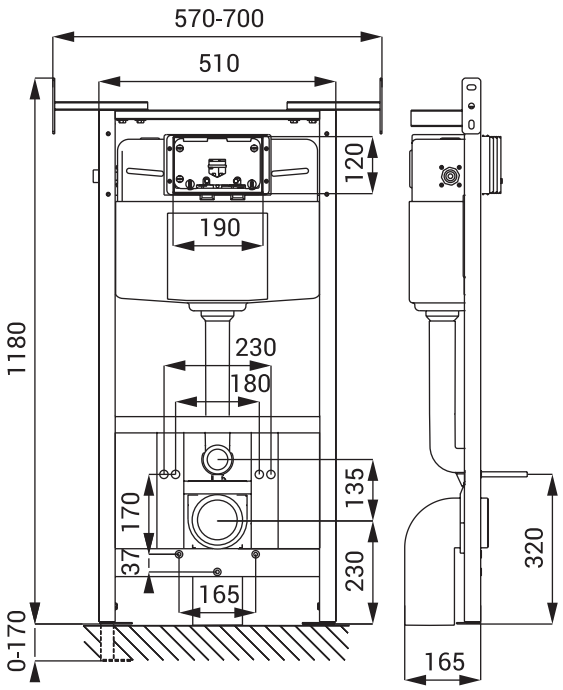

CS Instalace	RU Схема включения и монтажа	RO Instalare	NL Installatie
SK Inštalácia	DE Installation	ES Instalación	LT Montavimo ir įjungimo schema
EN Installation	PL Instalacja	FR Installation	HU Beüzemelés

1. PŘED INSTALACÍ JE NUTNÉ ZKONTROLOVAT TĚSNOST NÁDRŽE.
2. PŘED PŘIPOJENÍM VODY K VENTILU PROPLACHNĚTE VODNÍ POTRUBÍ.

1. IT IS NECESSARY TO CHECK FOR LEAKAGE BEFORE INSTALLATION TANK.
2. FLUSH BEFORE CONNECTING WATER TO VALVE WATER PIPING.

1

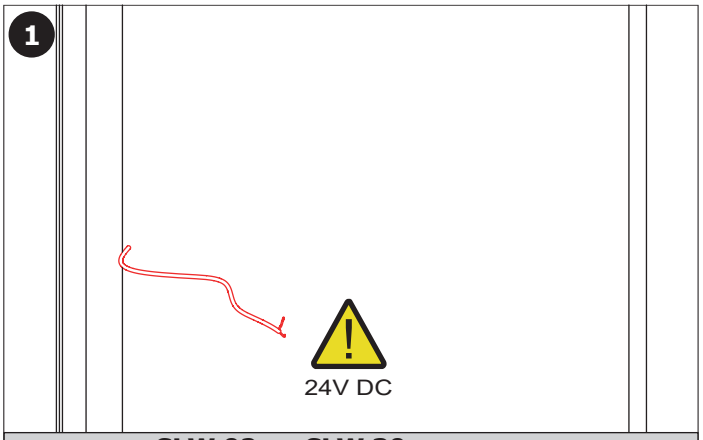

pouze pro SLW 02x a SLW 30x
only for SLW 02x and SLW 30x

2

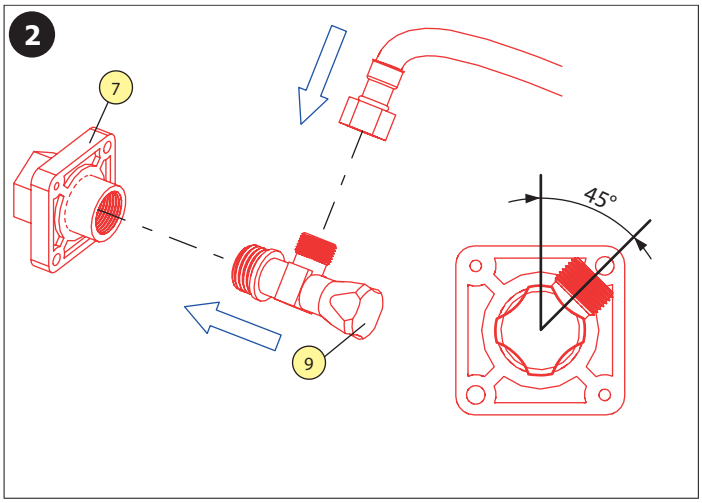

3

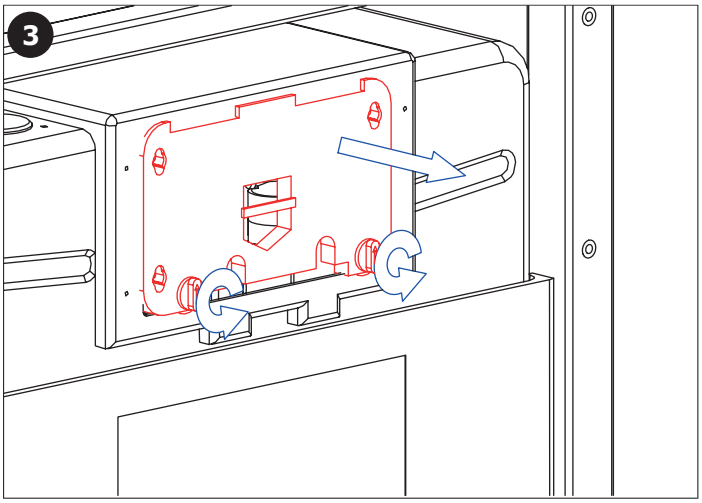

4

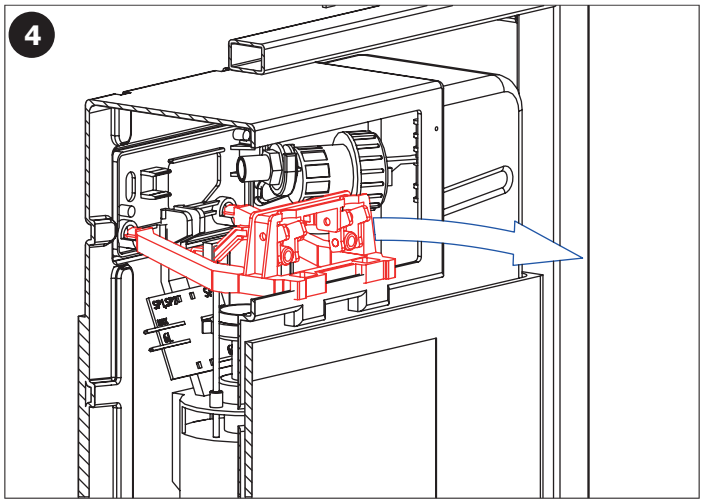

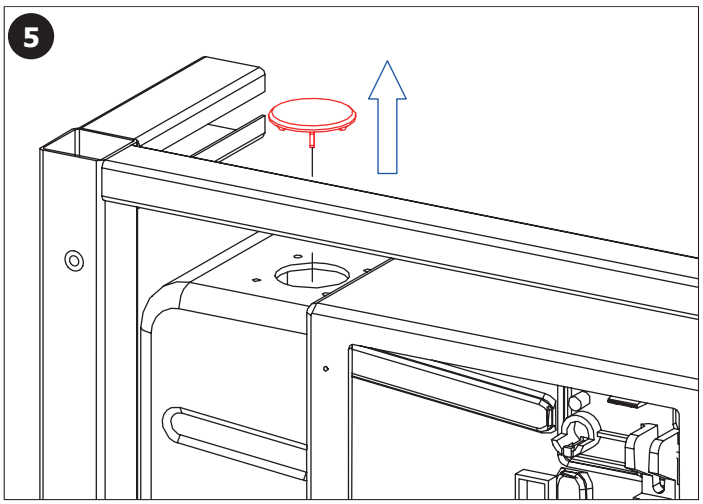
5

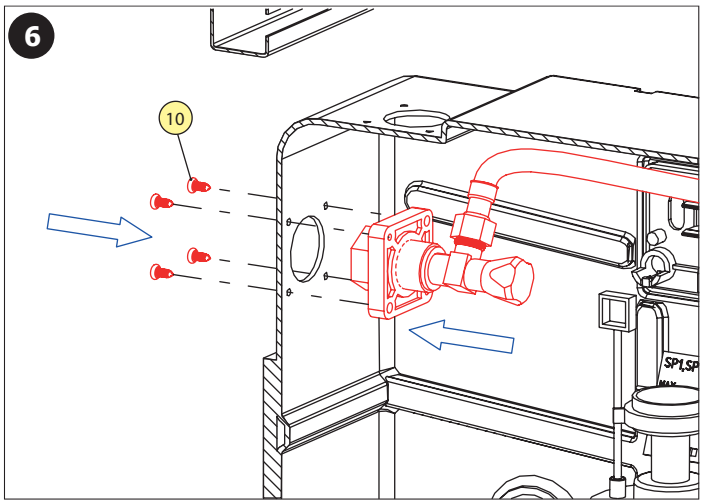
6
10

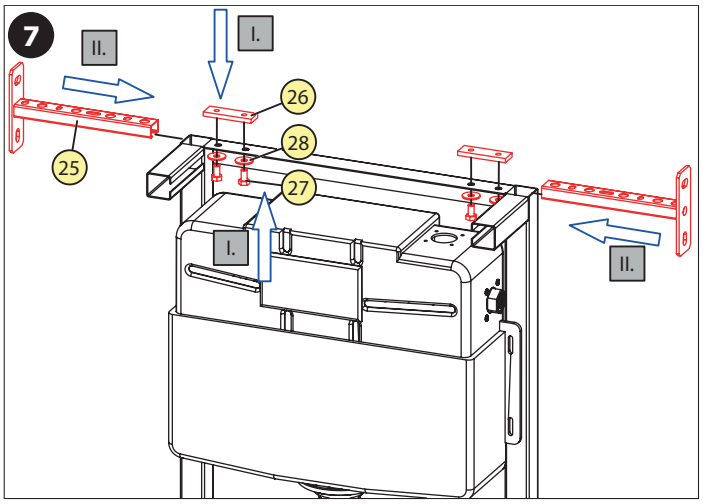
7
II.
I.
26
28
27
25
I.
II.

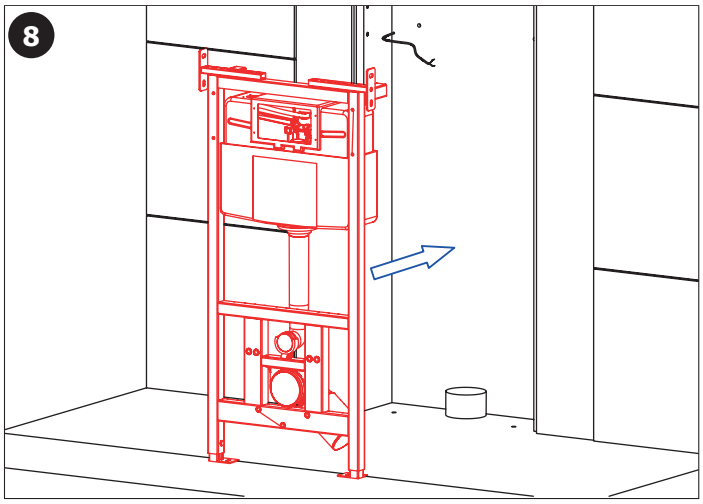
8

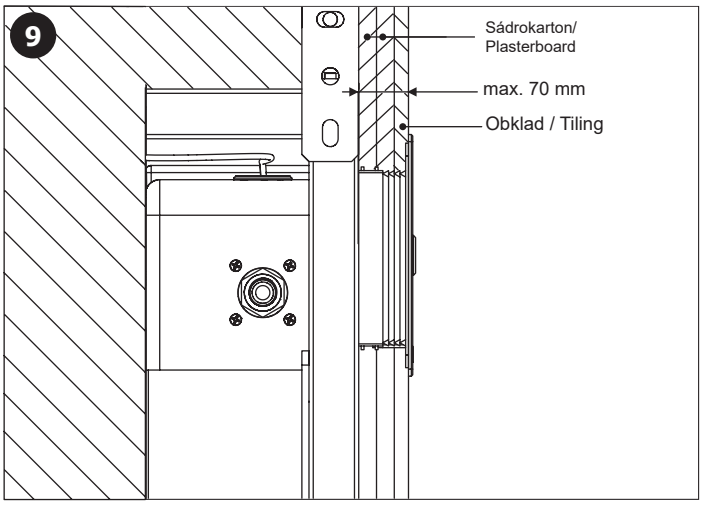
9
Sádrokarton/
Plasterboard
max. 70 mm
Obklad / Tiling

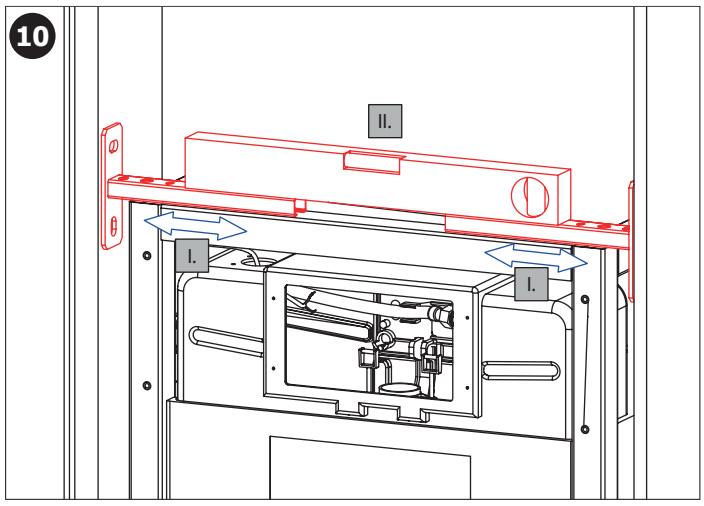
10
II.
I.
I.

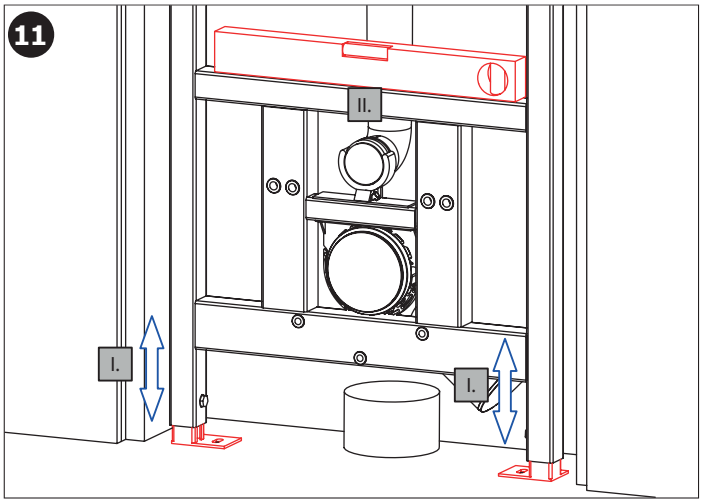
11
II.
I.
I.

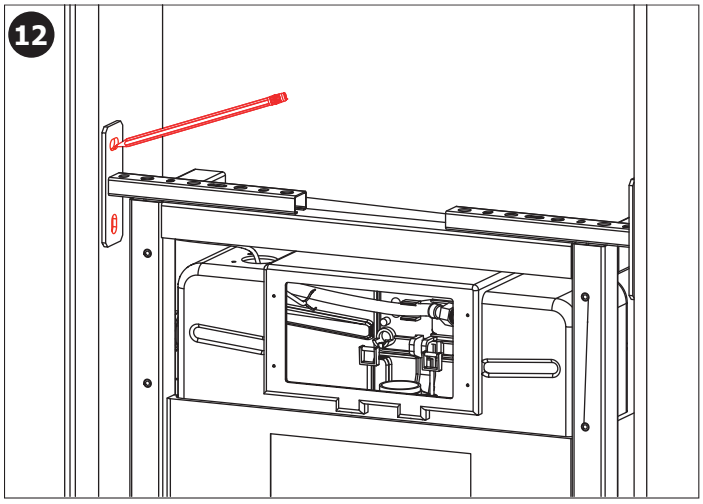
12

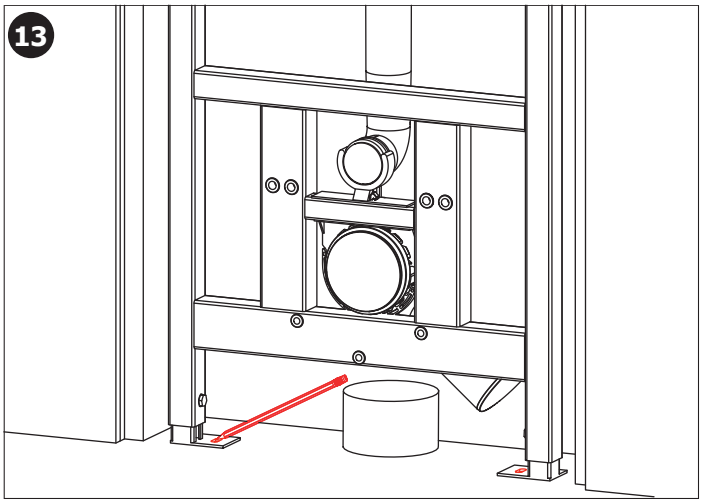
13

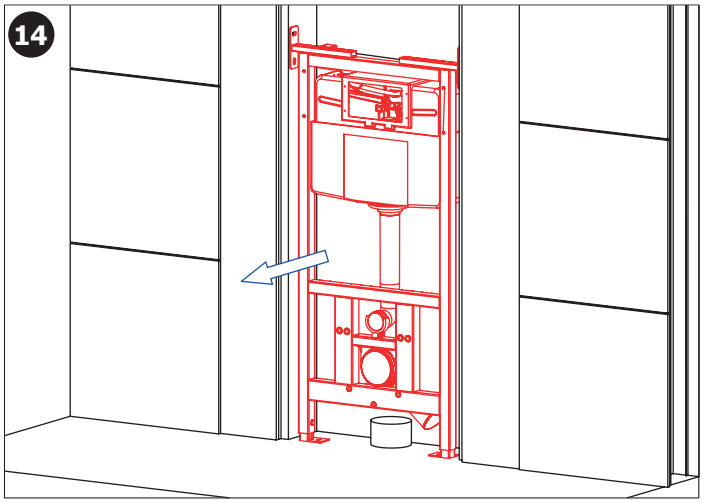
14

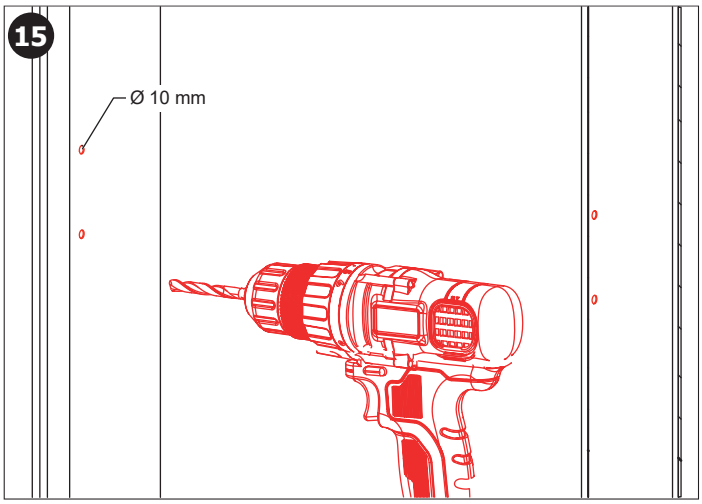
15
Ø 10 mm

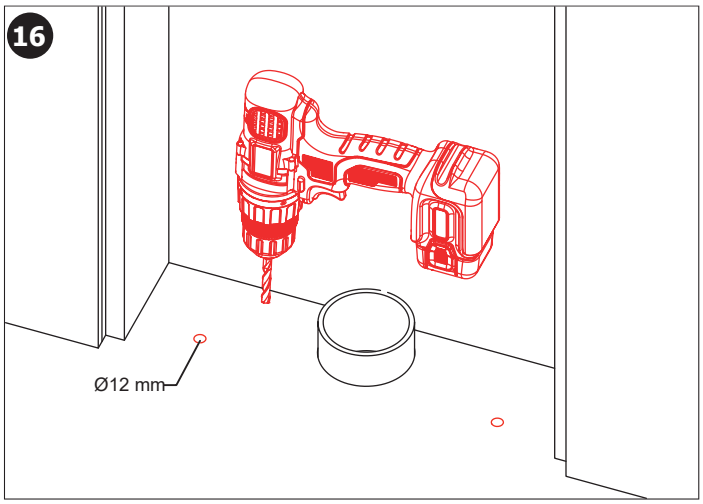
16
Ø12 mm

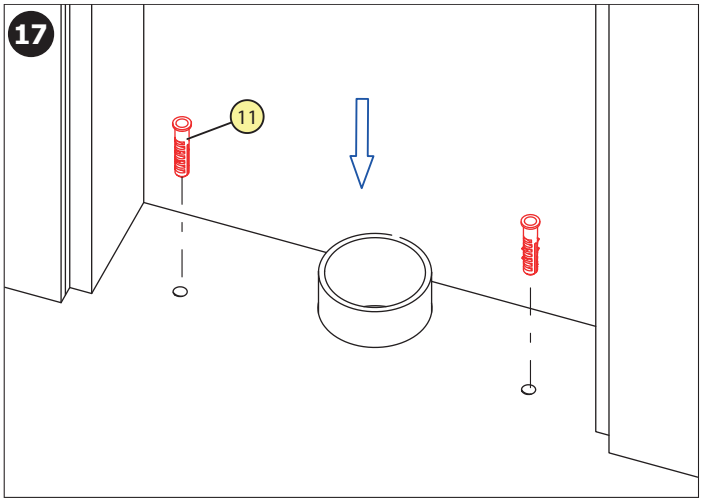
17
11

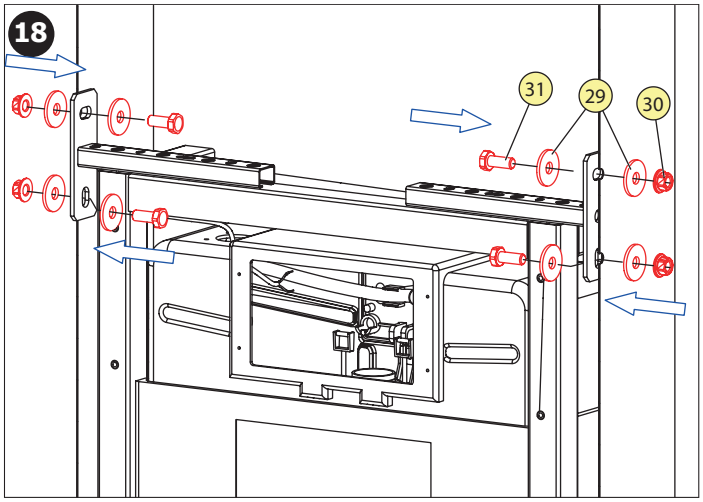
18
31
29
30

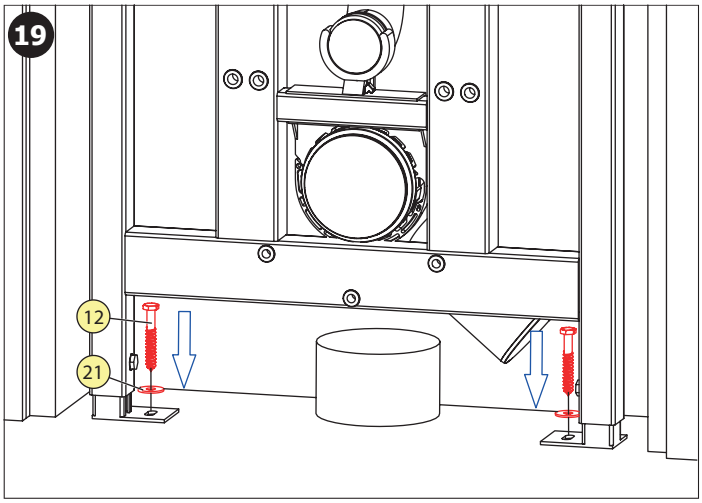
19
12
21

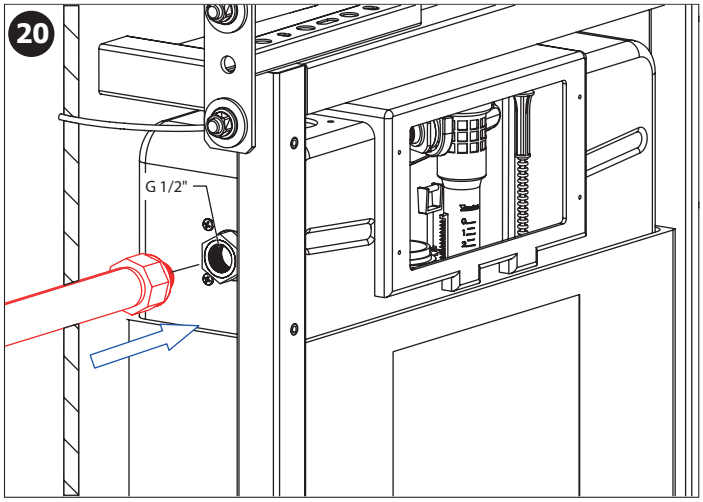
20
G 1/2"

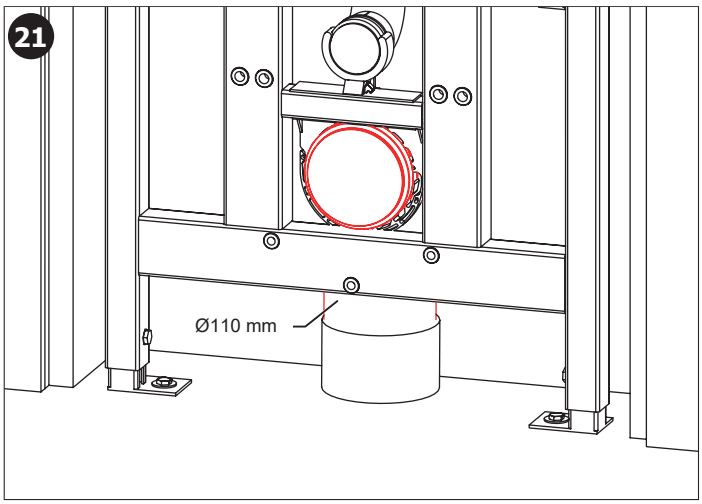
21
Ø110 mm

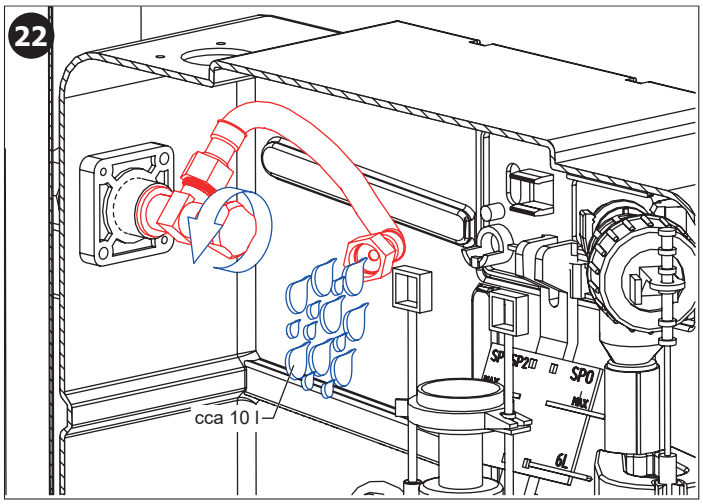
22
cca 10 l
SP0

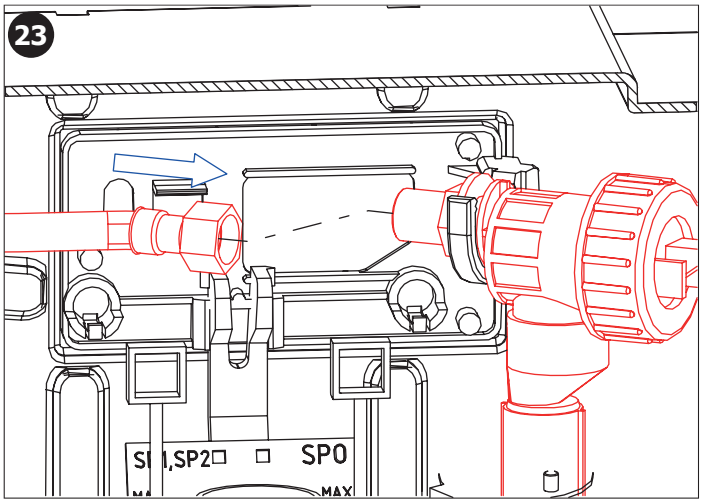
23
SP0

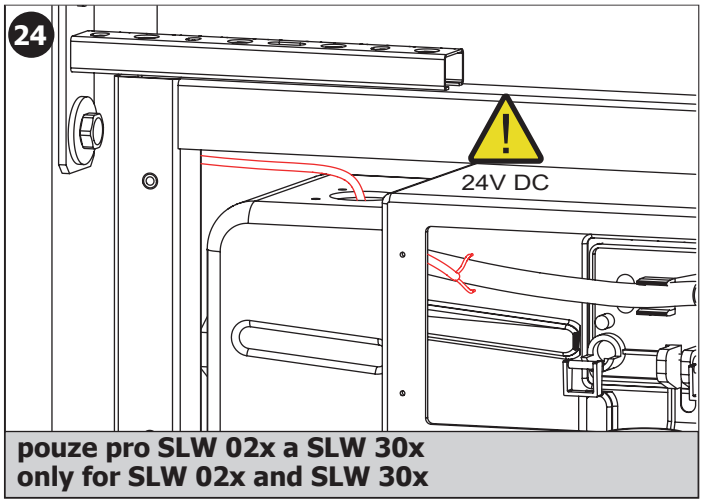
24
24V DC
pouze pro SLW 02x a SLW 30x
only for SLW 02x and SLW 30x

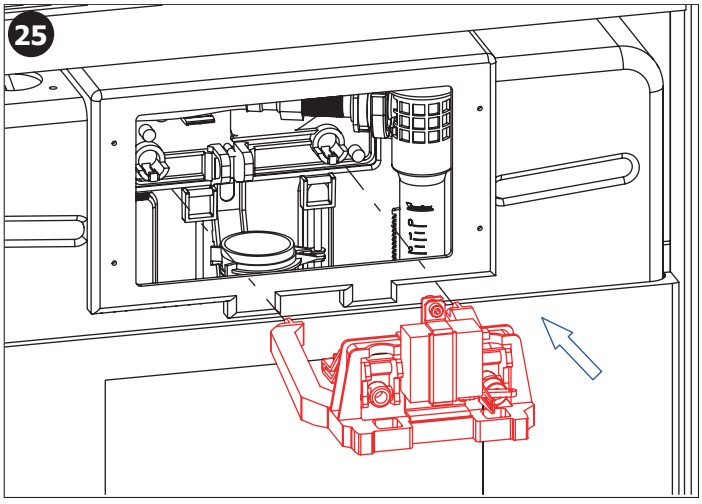
25

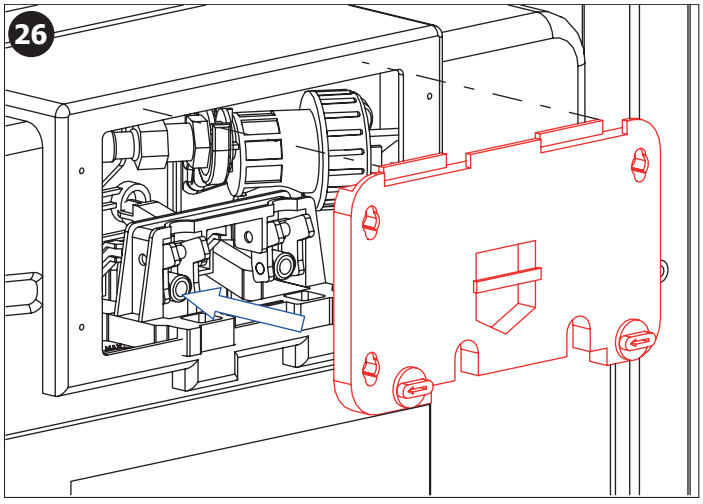
26

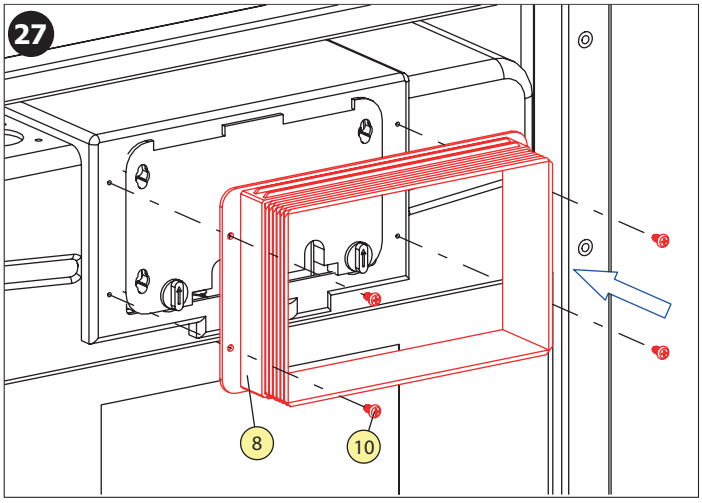
27
8
10

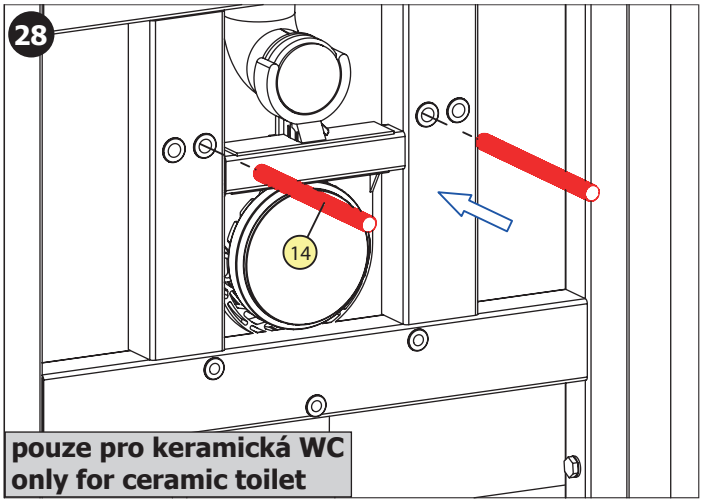
28
14
pouze pro keramická WC
only for ceramic toilet

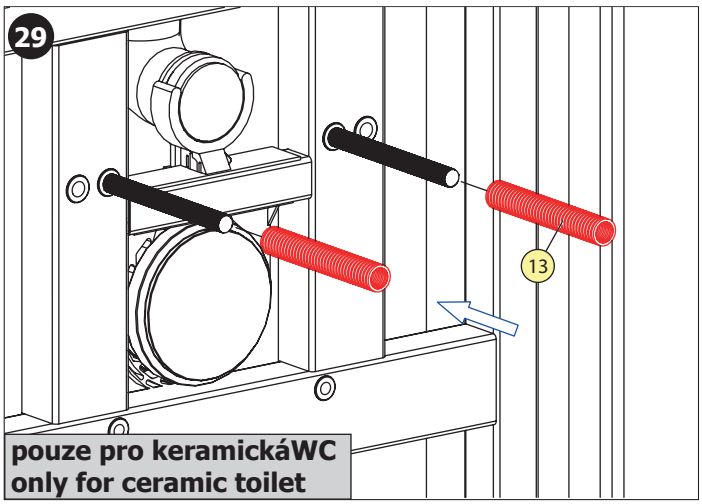
29
13
pouze pro keramickáWC
only for ceramic toilet

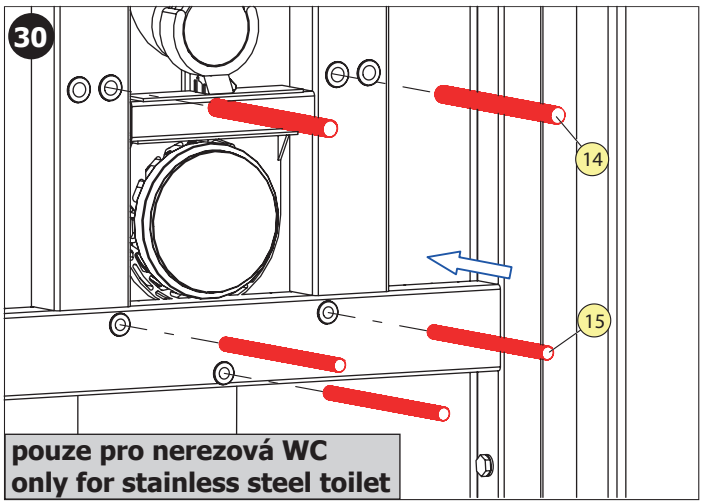
30
14
15
pouze pro nerezová WC
only for stainless steel toilet

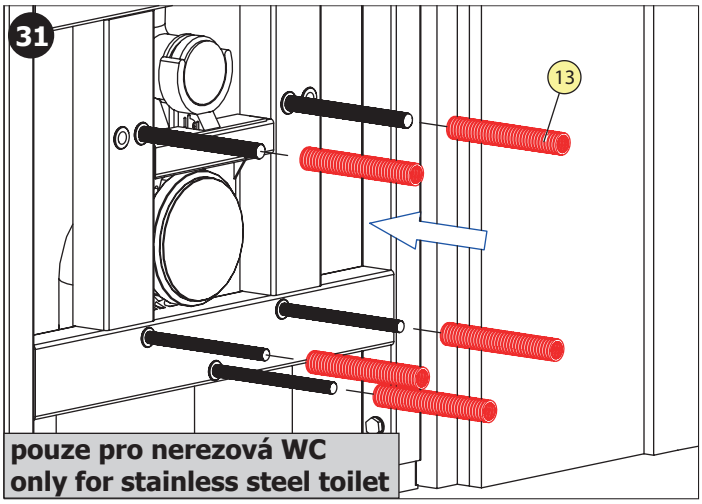
31
13
pouze pro nerezová WC
only for stainless steel toilet

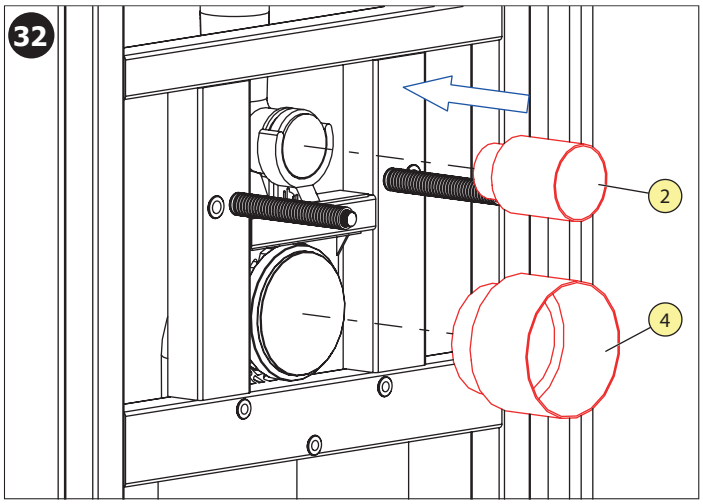
32
2
4

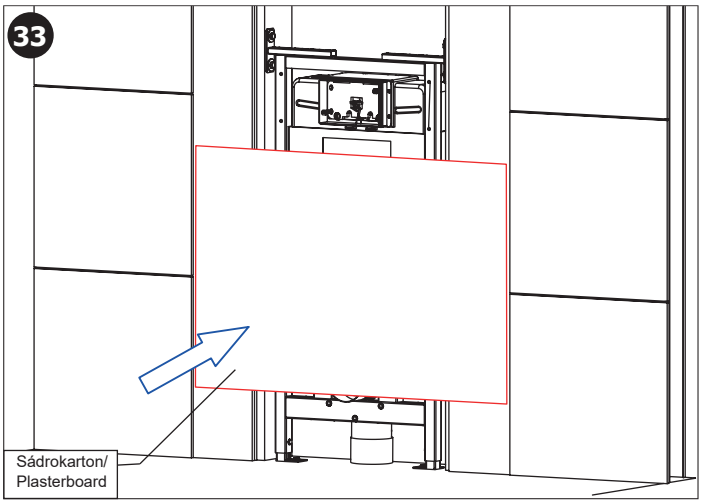
33
Sádrokarton/
Plasterboard


34

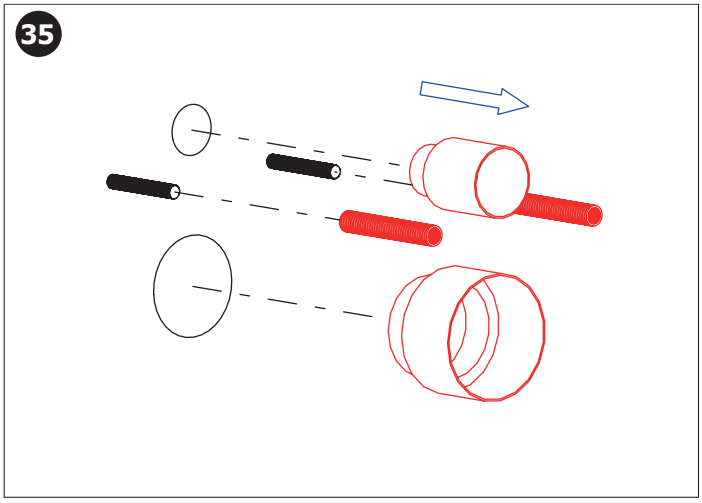
35

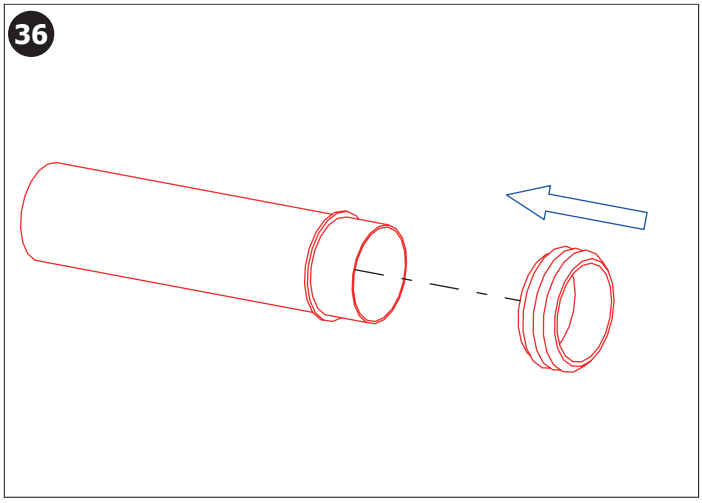
36

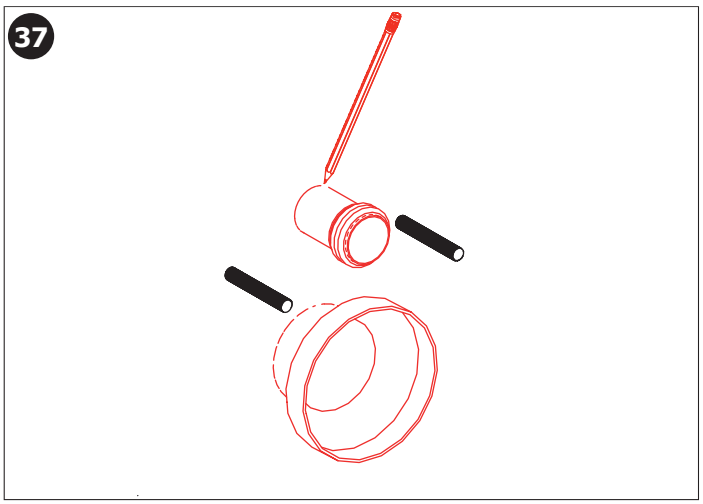
37

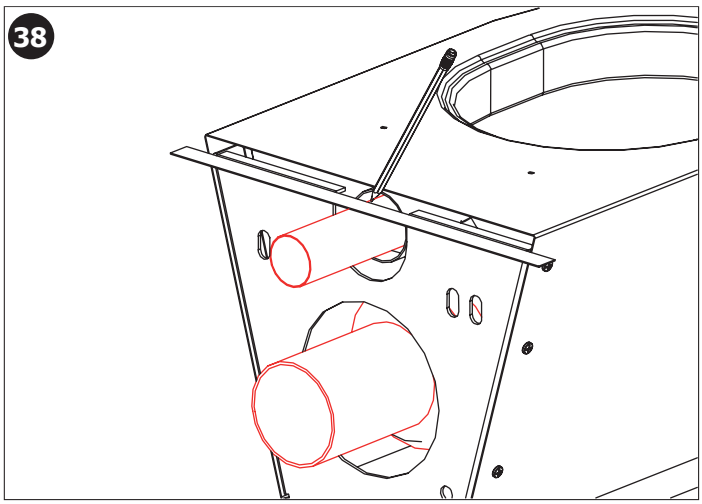
38

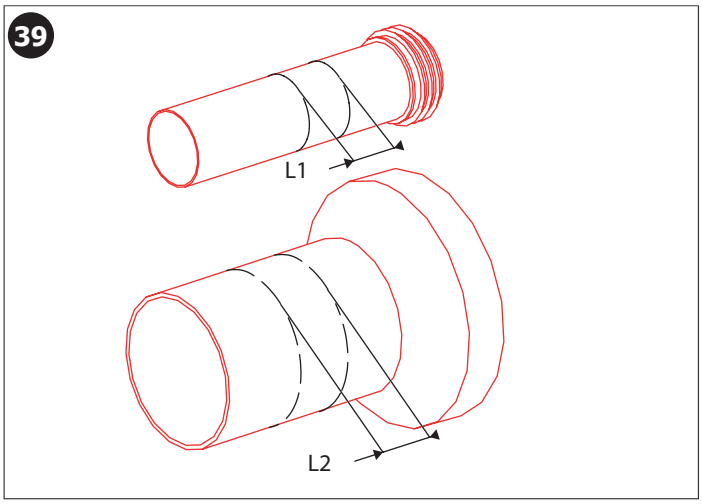
39
L1
L2

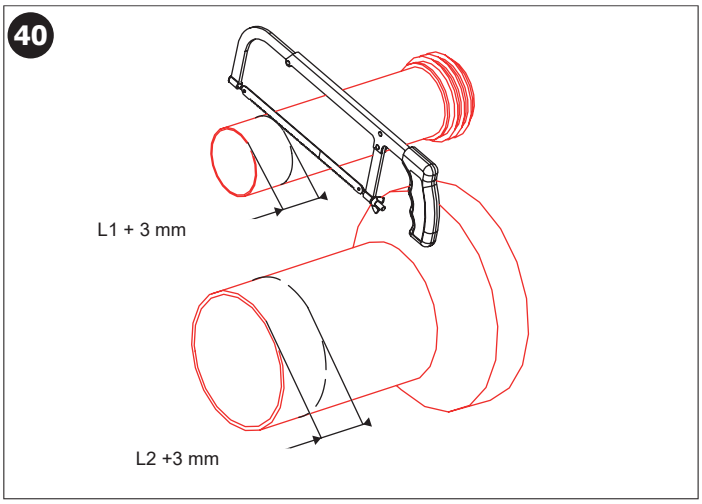
40
L1 + 3 mm
L2 +3 mm

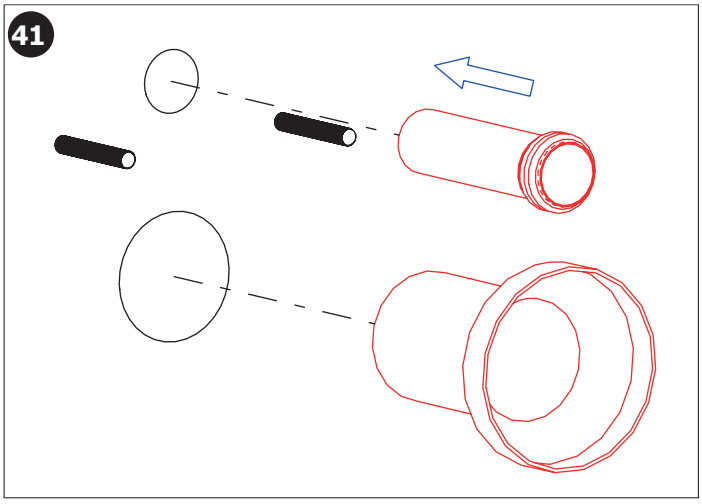
41

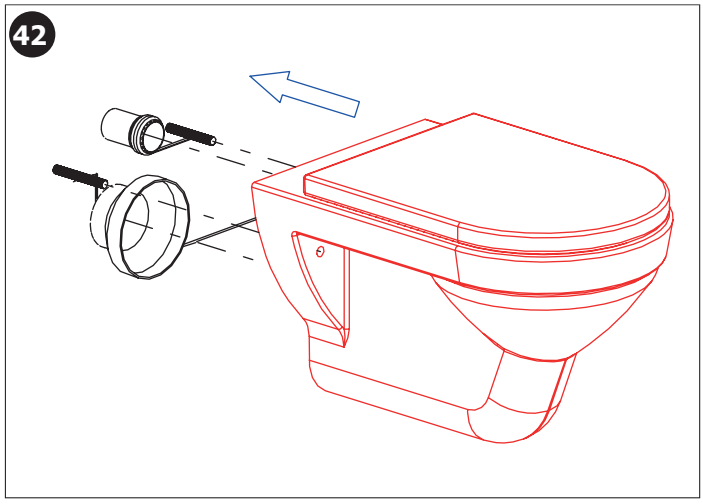
42

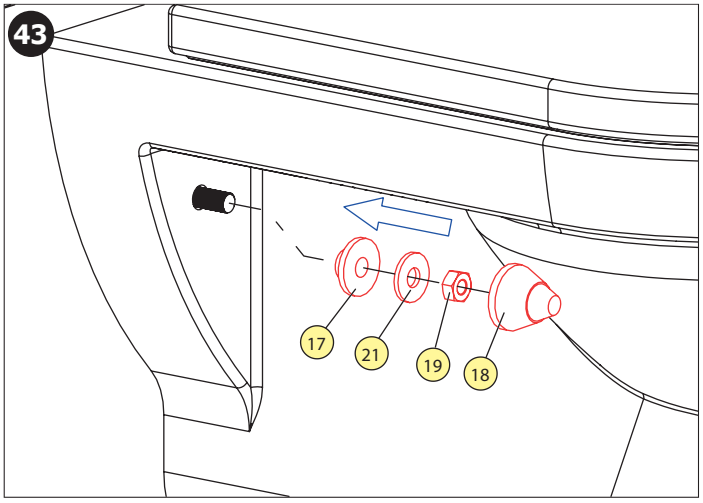
43
17
21
19
18

(CS) Návod na údržbu	(RU) Инструкция по уходу	(RO) Instrucțiuni de întreținere	(NL) Onderhoudsinstructies
(SK) Návod na údržbu	(DE) Wartungsanleitung	(ES) Instrucciones de cuidado	(LT) Priežiūros instrukcija
(EN) Instructions for maintenance	(PL) Instrukcja obsługi	(FR) Instructions pour l'entretien	(HU) Karbantartási utasítások

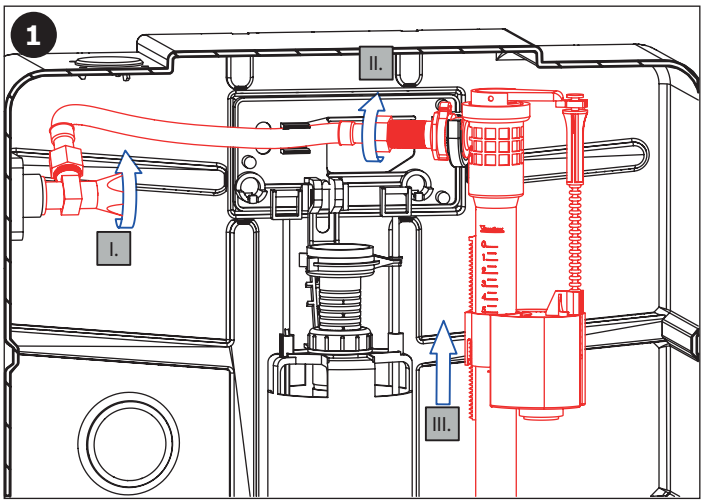

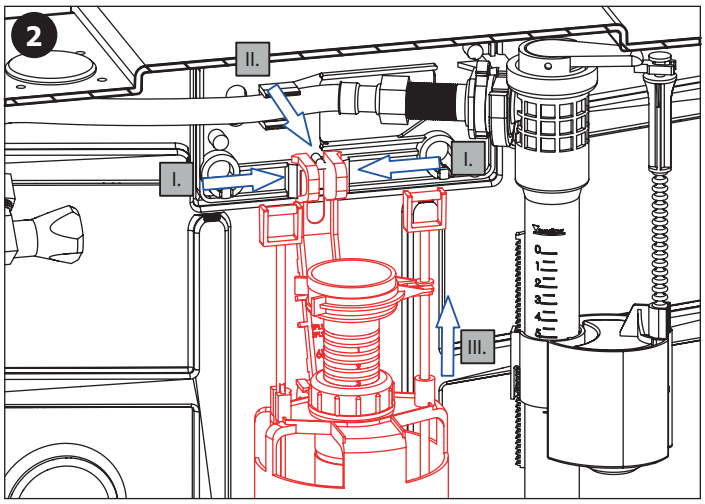

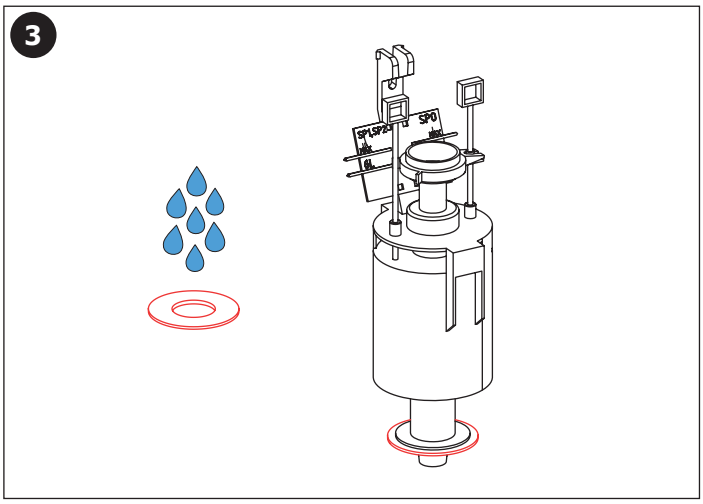

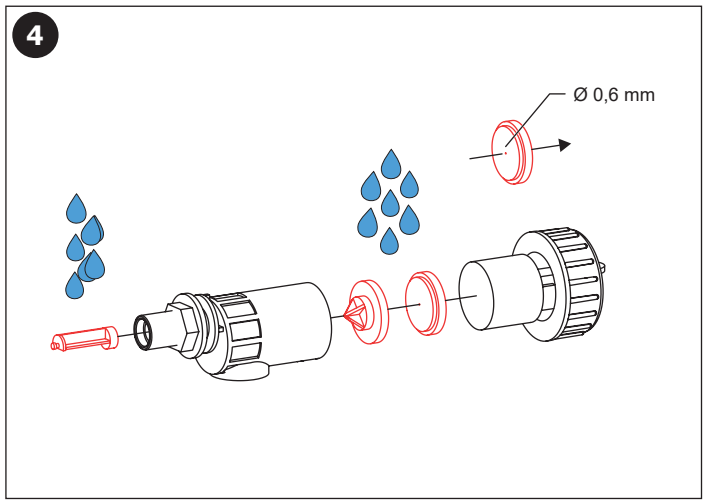

(CS) Nastavení objemu splachování vody	(DE) Einstellung der Spülwassermenge	(FR) Réglage du volume de l'eau de rinçage
(SK) Nastavenie objemu splachované vody	(PL) Regulacja ilości spłukiwanej wody	(NL) Instelling van het spoelwatervolume
(EN) Adjustment of flush water volume	(RO) Reglarea volumului de apă de spălare	(LT) Nuleidžiamo vandens kiekio reguliavimas
(RU) Регулировка объема промывочной воды	(ES) Ajuste del volumen de agua de descarga	(HU) Az öblítővíz mennyiségének beállítása

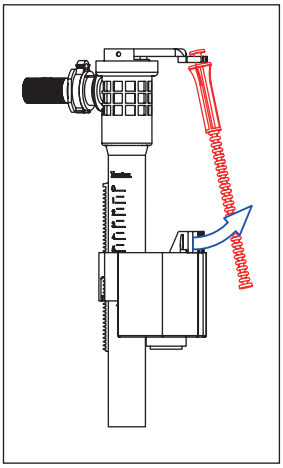

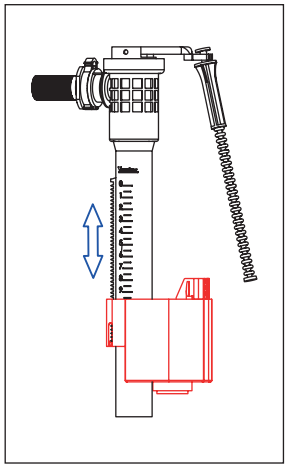

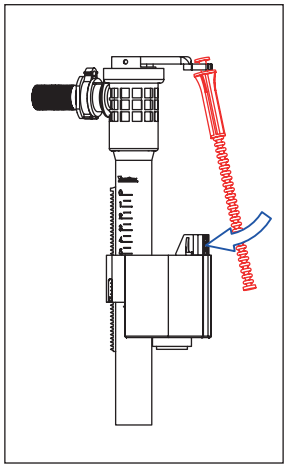

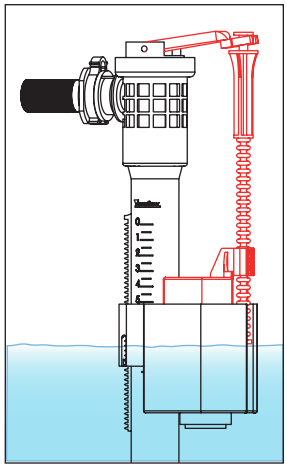

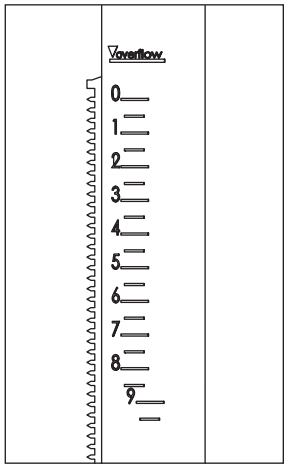

CS Nastavení splachovacího ventilu	DE Einstellung des Spülventils	FR Réglage du robinet de chasse
SK Nastavenie splachovacieho ventilu	PL Regulacja zaworu spłukującego	NL Spoelventiel instellen
EN Flush valve adjustment	RO Reglarea valvei de spălare	LT Nuleidimo vožtuvo reguliavimas
RU Регулировка сливного клапана	ES Ajuste de la válvula de descarga	HU Öblítőszelep beállítása

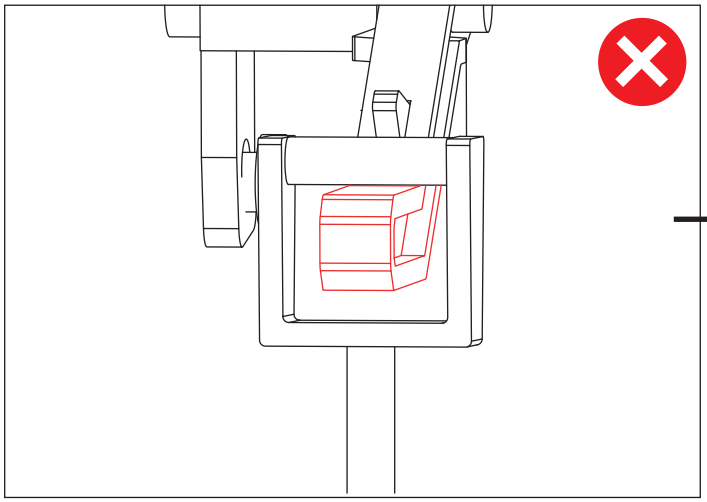

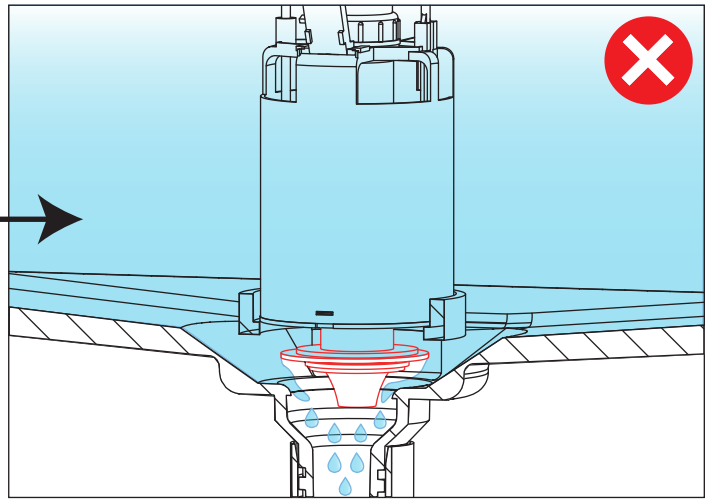

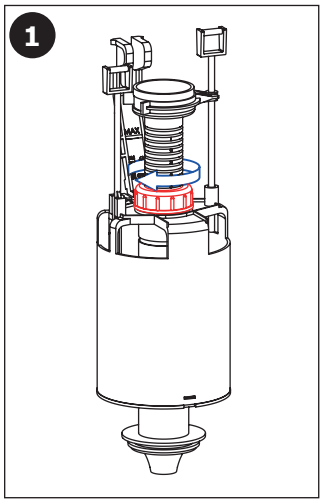

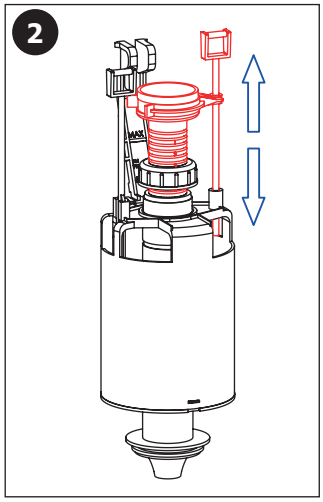

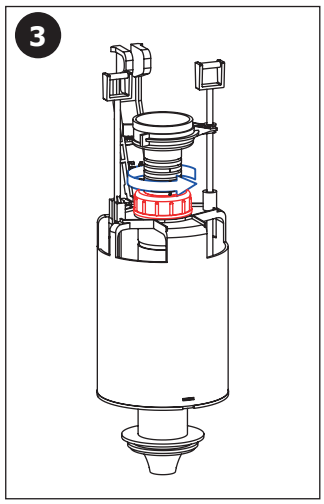

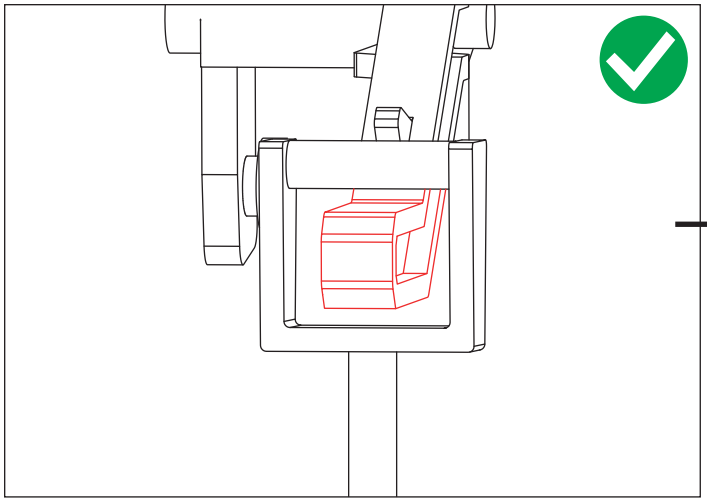

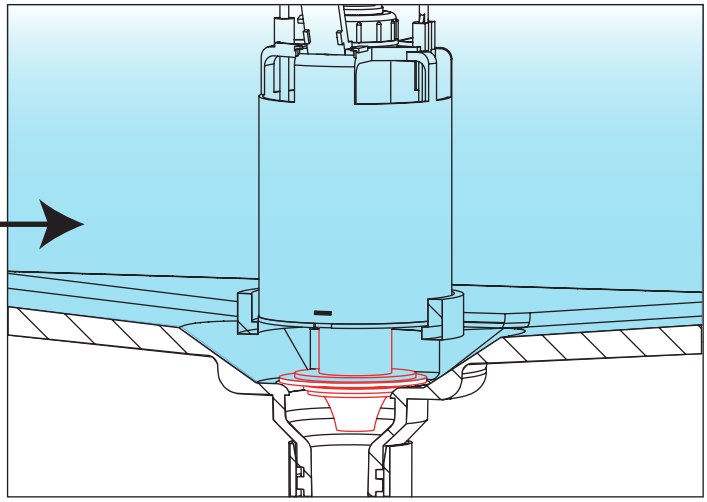

(CS) **Další informace**	(RU) **Дополнительные информации**	(RO) **Mai multe informati urmeaza**	(NL) **Meer informatie**
(SK) **Ďalšie informácie**	(DE) **Weitere Informationen**	(ES) **Más información**	(LT) **Daugiau informacijos**
(EN) **More information**	(PL) **Więcej informacji**	(FR) **Plus d'information**	(HU) **További Információ**

CS

Po vybalení výrobku je nutné s obalem postupovat podle zákona o obalech.
Výrobce ujišťuje, že na výrobek je vydáno prohlášení o shodě v souladu se zákonem č. 22/1997 Sb.
Společnost SANELA spol. s r.o. plní povinnost zpětného odběru, odděleného sběru, využití nebo odstranění výrobku s ukončenou životností dle platné legislativy - více informací na https://www.rema.cloud/o-nas#sberna-mista.

SK

Po vybalení výrobku je potrebné s obalom postupovať podľa zákona o obaloch.
Výrobca garantuje, že na výrobok je vydávané prehlásenie o shode v súlade so zákonom č. 22/1997 Sb.

EN

It is necessary to proceed according to the law about packaging material after unpacking of the product.
Producer assures that this product has declaration of conforminty in accordance with the regulation 73/23/EHS and 92/31/EHS.

RU

Утилизация упаковочного материала должна производиться в соответствии с законом.
Производитель подтеждает, что у этого изделия есть Декларация Соответствия в соответствии с нормами 73/23/EHS и 92/31/EHS.

DE

Dies ist erforderlich auf der Grundlage der gesetzlichen Bestimmungen für die Rücknahme und/oder Entsorgung von Verpackungsmaterial.
Wir, SANELA spol. s r.o. erklären dass dieser Product ist in Übereinstimmung mit die nächste Norm: 73/23/EHS und 92/31/EHS.

PL

Po wypakowaniu urządzenia zaleca się postępować zgodnie z instrukcją obsługi.
Producent posiada na swoje wyroby deklaracje zgodności na podstawie przepisu c.73/23/EHS i 92/31/EHS.

RO

Gestionarea ambalajelor se va realiza conform legislației în vigoare.
Producătorul garantează că aceste produse au declarații de conformitate care respectă reglementările 73/23/EHS și 92/31/EHS.

ES

Después de desembalar el producto es necesario proceder con el embalaje en acuerdo con la ley de los embalajes.
El productor asegura que este producto tiene declaración de conformidad de acuerdo con la ley núm. 73/23/EHS y 92/31/EHS.

FR

Conformément à la loi, Il est nécessaire de se conformer à la procédure de déballage du produit.
Le fabricant garantie que ce produit est en conformité avec la réglementation 73/23/EHS et 92/31/EHS.

NL

Het is verplicht om de wet in acht te nemen betreffende het omgaan met verpakkingsmateriaal.
De producten worden geleverd met een verklaring van overeenstemming met 73/23/EHS en 92/31/EHS.

LT

Išpakavus produktą būtina laikytis taisyklių atsižvelgiant į medžiagą, iš kurios pagaminta pakuotė.
Gamintojas garantuoja, kad šis produktas turi atitikties deklaraciją pagal reglamentą 73/23/EHS ir 92/31/EHS.

HU

Mindez elengedhetetlen a törvényi rendelkezések szerint a cseréhez vagy az alkatrészpótláshoz.
A SANELA s pol s.r.o. kijelenti, hogy ez a termék az alábbi normáknak megfelelően készült: 73/023/EEC és 89/336/EEC. pótalkatrész biztosításához.

09/2024